



A provider's guide to the ins and outs of Allē

Learn how Allē supports patient relationships.

Simple features that drive meaningful interactions

01

Connect and engage with Allē Members

02

Offer targeted promotions and flexible payment options

03

Use real time data to customize patient communication

04

Support long-term loyalty

Allē, the leading aesthetics loyalty program, gives you access to exclusive features that help you recruit, convert, and retain patients along their Allergan Aesthetics journey.

Discover all that Allē has to offer

Rewards: Allē fosters loyalty by giving Members access to exclusive savings, seasonal promotions, and more.

Refer a Friend: Members get the opportunity to earn extra savings when they invite friends to Allē.

Flash: Give patients a chance to win instant offers by placing a Flash QR code in your treatment room.

Payment Plans Powered by Cherry:* Introduce patients to flexible ways to pay for treatments while your practice enjoys fast payouts—all at no cost to you.†

Directory: Publish and manage a unique profile that helps patients discover your practice.

Leads: Seamlessly handle patient inquiries, such as new consultation requests, and collaborate with your team to ensure timely and effective follow-up.

Insights: Use comprehensive reports and live data to guide personalized conversations with patients.

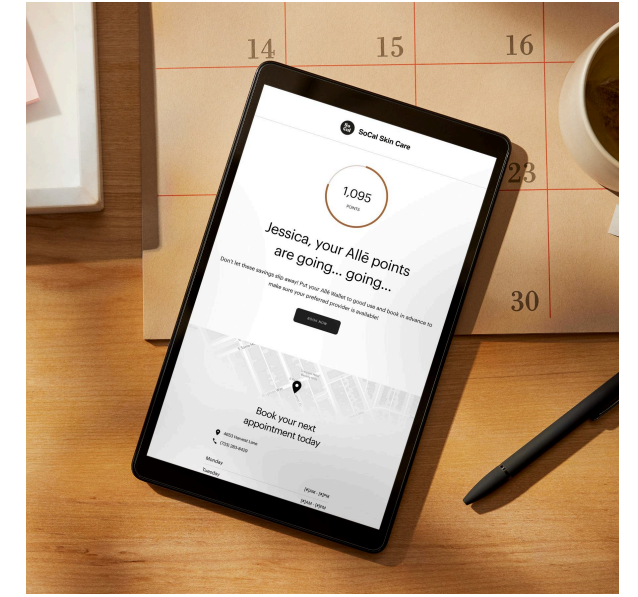
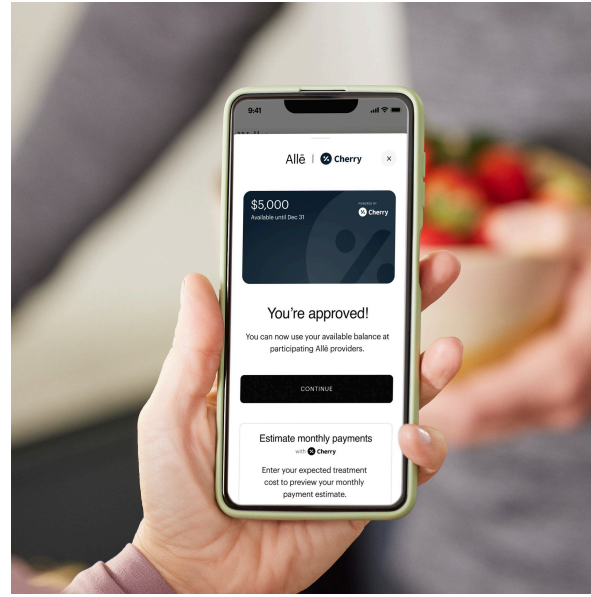

Email Marketing: Quickly and easily send offers, reward notifications, treatment and Payment Plan reminders to Allē Members who visit your practice.

Team and Location Management: Oversee your practice's experience with Allē by assigning roles to staff members and granting access to locations.

**Payment options through Cherry Technologies, Inc. are issued by the following lending partners: <https://withcherry.com/lending-partners/>*

†For eligible Allergan Aesthetics products and treatments. All other services are subject to standard Cherry rates.

© 2025 AbbVie. All rights reserved. Allē and its design are service marks of Allergan, Inc., an AbbVie company. US-PRT-01794 06/25



Use Allē throughout the patient journey

Before Treatment

PRO TIP:

Explore Allergan Aesthetics resources like treatment outlines, Allē Flash cards, and more.

- ✓ Ask the front desk staff to check your patient's **Allē Wallet** for any available rewards or product offers.
- ✓ If the patient is new and found your practice through the **Allē Directory**, be sure to ask your staff if there are any notes to review in **Leads**.
- ✓ Remind your staff to prompt the patient to scan **Allē Flash** at check-in—they may be eligible for a real-time offer.

During the Visit

PRO TIP:

Download Allē Payment Plan talk tracks and in-office guides from BrandBox.

- ✓ Talk to your patient about the products and treatments that may help them achieve their aesthetic goals. If they prefer to pay for services over time, **Allē Payment Plans** can help make their treatments more accessible.
- ✓ Remind your patient to scan the **Allē Flash** QR code in your treatment room—they may have missed the chance to win surprise savings earlier if the front desk was busy when they checked in.

After Treatment

PRO TIP:

Remind your patient to book their next appointment!

- ✓ Train the front desk to log all treatments, including non-Allergan Aesthetics services.
- ✓ Ask your staff to log you as the service provider, which will allow you to view your patient's treatment history and status in Allē.
- ✓ Encourage your patient to **Refer a Friend** to Allē.
- ✓ Activate automated campaigns through **Email Marketing**, which will help you maintain consistent engagement with little effort.

Need your own login? Ask your Business Admin to invite you to Allē today.